

Luke's Love Playground



Town of Barnstable
ADA Transition Plan

September 2021



Institute for Human Centered Design

200 Portland Street, Boston, MA 02114
www.IHCDesign.org • info@IHCDesign.org
617-695-1225 voice/ tty

Background

Luke's Love Playground is located at 2377 Meetinghouse Way in West Barnstable, next to the West Barnstable Community Building and Lombard Field. There is one entrance/exit to the playground from the parking lot. Amenities include a toddler play area, a children's play area, two (2) sets of accessible play equipment, a swing set containing two (2) accessible chairs, and a climbing wall. There is also one (1) little library box and two (2) picnic tables.

Key Accessibility Issues

- Slightly steep walkways (left side of the playground).
- Lack of compliant hardware at the gate.
- Lack of an accessible route to the little library.

Order of Magnitude Cost Estimates

- Miscellaneous corrective actions (hardware, etc.): \$484





Total: \$484

Best Practice and Inclusive Design

Best practice and inclusive design recommendations include elements that are not required in the standards but may create enhanced experiences for all users.

- Recommend providing some benches with backs and some with arms around the playground.
- Recommend providing detectable warnings at the curb ramp located near the accessible parking space.

**Town of Barnstable
Luke's Love Playground**

ID	Location	Floor	Room	Element	Type	Photo	Issues	Current Measure	Recommendations	Quantity	Price	Cost Estimation
Approach and Entrance												
Exterior Access Route												
1	Route to Left of Entrance Next to Building	Ext.		Exterior Access Route	Walkway		Cross slope > 1:50 (2.00%) Running slope > 1:20 (5%)	3.5% 6.5%	Reduce cross slope to be no steeper than 1:50 (2.00%). Reduce running slope to be no steeper than 1:20 (5%).	1	-	\$0
2	Little Library	Ext.		Exterior Access Route	Exterior		Accessible route not provided	-	Ensure an accessible route is provided.	1	Labor	\$0
Entrance												
3	Exit	Ext.		Entrance	Gate		Hardware not operable with a closed fist	-	Provide hardware that can be operable with one hand and not require tight grasping, pinching, or twisting of the wrist.	1	484	\$484
Best Practice												
Detectable Warning												
4	Route From Parking Lot to Playground Entrance	Ext.		Detectable Warning	N/A				Recommend providing a detectable warning at this location.	1	-	\$0