

# School Administration Building



## Town of Barnstable ADA Transition Plan

June 2021



Institute for Human Centered Design

200 Portland Street, Boston, MA 02114  
www.IHCDesign.org • info@IHCDesign.org  
617-695-1225 voice/ tty

### Background

Year Built: Pre-1890

The School Administration Building is located at 230 South Street, just north of Barnstable Town Hall. The building has three (3) stories and a basement and houses Barnstable's finance division. A ramp to an accessible main entrance and egress is located on the west side of the building adjacent to the parking lot. There is an inaccessible entrance and egress door on the east side of the building by the Village Green, and egress doors leading to stairs on the north and south sides of the building.

Vertical access is provided by an elevator and three (3) sets of stairs. The office of the superintendent of schools and the human resources department are located on the first floor, the assistant superintendent and the special education office are on the second floor, and the third floor is the location for the procurement and risk management office, the contract compliance office, the treasurer's office, the payroll office and the finance office. There are men's and women's single-user toilet rooms at the basement level and on floors one (1) and three (3).

**Note:** The School Administration Building has a parking lot on its west side that it shares with Barnstable Town Hall. IHCD team has been told that there are plans to renovate the parking lot.

### Key Accessibility Issues

#### Exterior Routes

Accessibility issues at the walkways around the building include excessive running and cross slopes, excessive changes in level and portions of exterior routes that are not maintained in operable working condition.

#### Toilet Rooms

Accessibility issues at the three (3) men's and three (3) women's single-user toilet rooms include the toilet seat height higher than the maximum allowed, the toilet centerline a greater distance from the side wall than allowed, flush control not located on the

open/transfer side, grab bar mounted lower than the minimum height allowed, toilet paper and paper towel dispensers mounted above the grab bar and the coat hook mounted higher than the maximum height allowed.

#### Drinking Fountains

Accessibility issues include lack of two (2) drinking fountains for seated users in the basement and on the third floor and lack of one (1) drinking fountain for standing users on the first floor.

#### Signage

Accessibility issues include lack of designation and egress signage with raised characters and braille, lack of an illuminated International Symbol of Accessibility (ISA) at the accessible egress/entry door, signs not mounted on the latch side of the door or mounted higher than the maximum height allowed, lack of signs indicating the nearest accessible egress door and lack of signs indicating the nearest accessible entrance.

#### Doors

Accessibility issues with doors include doors with hardware that requires tight grasping, pinching or twisting of the wrist and doors that require a greater opening force than allowed.

#### Stairs

Accessibility issues include egress stairs that lack handrails on one side or have handrails on one side with a noncompliant cross section. The stairs on the second floor have open risers, and stairs at the main entrance also have one section where the cement has deteriorated.

#### **Additional Accessibility Issues**

- Lack of a continuous railing at one point on the exterior ramp to the main entrance.
- Objects such as defibrillators protrude into the interior accessible route.
- Service counters at reception and at administrative services on the third floor are higher than the maximum height allowed.

## School Administration

- Lack of a cane-detectible barrier (pipe rail) under the stairs at the ground floor near the main entrance where stairs are a protruding object.
- The service counter for the administrative services office protrudes into the hallway.
- Lack of a tactile star on one side of the elevator door jambs at the main floor.

### **Order of Magnitude Cost Estimates**

- Renovate toilet rooms: \$21,890
- Renovate and provide stair railings: \$5,760
- Provide compliant egress, designation, and directional signage: \$1,506
- Provide two (2) drinking fountains for seated users and one (1) drinking fountain for standing users: \$12,084
- Miscellaneous corrective actions (tactile star at elevator, exterior accessible routes, protruding objects, door hardware, service counters, etc.): \$7,192





**Total: \$48,432**

### **Best Practice and Inclusive Design**






Best practice and inclusive design recommendations include elements that are not required in the standards but may create enhanced experiences for all users.

- Recommend providing contrasting strips at all the exterior and interior stairs.






**Town of Barnstable  
School Administration Building**

| ID                           | Location   | Floor | Room | Element               | Type    | Photo  | Issues                                  | Current Measure | Recommendations  | Quantity | Price | Cost Estimation |
|------------------------------|--|-------|------|-----------------------|---------|--|---|-----------------|--|----------|-------|-----------------|
| <b>Approach and Entrance</b> |  |       |      |                       |         |  |   |                 |  |          |       |                 |
| <b>Exterior Access Route</b> |  |       |      |                       |         |  |   |                 |  |          |       |                 |
| 1                            | Left Path to Car Parking - Outside Entrance/ Exit From Village Green | Ext.  |      | Exterior Access Route | Walkway |    | Cross slope > 1:50 (2.00%)              | 5.2%            | Reduce cross slope to be no steeper than 1:50 (2.00%).<br><br>(Cost based on asphalt to reduce slope.) | 1        | 240   | \$240           |
| 2                            | Right Path - Outside Entrance/ Exit From Village Green               | Ext.  |      | Exterior Access Route | Walkway |    | Running slope > 1:20 (5%)               | 13.4%           | Reduce running slope to be no steeper than 1:20 (5%).<br><br>(Cost based on asphalt to reduce slope.)  | 1        | 240   | \$240           |
| 3                            | Left Path to Car Parking - Outside Entrance/ Exit From Village Green | Ext.  |      | Exterior Access Route | Walkway |   | Level changes > 1/4"                    | 1"              | Alter change in level to be 1/4" high max.<br><br>(Cost based on an asphalt patch.)                    | 1        | 160   | \$160           |
| <b>Exterior Ramp</b>         |  |       |      |                       |         |  |   |                 |  |          |       |                 |
| 4                            | Accessible Entrance/ Exit  | Ext.  |      | Exterior Ramp         | N/A     |  | Handrails not continuous where required | -               | Provide continuous handrails around drain spout.   | 1        | 142   | \$142           |






**Town of Barnstable  
School Administration Building**

| ID                    | Location                          | Floor | Room | Element        | Type               | Photo  | Issues  | Current Measure | Recommendations   | Quantity | Price | Cost Estimation |
|-----------------------|-----------------------------------|-------|------|----------------|--------------------|--|---|-----------------|---|----------|-------|-----------------|
| <b>Exterior Stair</b> |                                   |       |      |                |                    |  |   |                 |   |          |       |                 |
| 5                     | Accessible Entrance/ Exit         | Ext.  |      | Exterior Stair | N/A                |    | Not maintained in operable working condition  | -               | Ensure stairs are maintained in operable working condition.<br><br>(Cost based on a concrete patch.)  | 1        | 256   | \$256           |
| <b>Entrance</b>       |                                   |       |      |                |                    |  |   |                 |   |          |       |                 |
| 6                     | Entrance/ Exit From Village Green | Ext.  |      | Entrance       | Secondary Entrance |    | Directional sign to accessible entrance not provided  | -               | Provide a directional sign indicating the location of the nearest accessible entrance.  | 1        | 346   | \$346           |
| <b>Emergency Exit</b> |                                   |       |      |                |                    |  |   |                 |   |          |       |                 |
| 7                     | To Exit Stair Facing Main Street  | B     |      | Emergency Exit | N/A                |  | Tactile sign not provided at exit   | -               | Provide tactile exit signs with raised characters and braille at exit doors. Mount signs between 48"- 60" above the finished floor located on the latch side of the door.   | 1        | 232   | \$232           |
| 8                     | Accessible Entrance/ Exit         | 1     |      | Emergency Exit | N/A                |  | Tactile sign not provided at exit<br>Directional sign to accessible emergency exit not provided |                 | Provide tactile exit signs with raised characters and braille at exit doors. Mount signs between 48"- 60" above the finished floor located on the latch side of the door.   | 1        | 232   | \$232           |
| 9                     | Exit Stair Facing Main Street     | 1     |      | Emergency Exit | N/A                |  | Tactile sign not provided at exit<br>Directional sign to accessible emergency exit not provided | -<br>-          | Provide tactile exit signs with raised characters and braille at exit doors. Mount signs between 48"- 60" above the finished floor located on the latch side of the door.<br>Provide a directional sign indicating the location of the nearest accessible emergency exit. | 1        | 232   | \$232           |






**Town of Barnstable  
School Administration Building**

| ID                                  | Location                             | Floor | Room | Element               | Type | Photo  | Issues  | Current Measure | Recommendations   | Quantity | Price | Cost Estimation |
|-------------------------------------|--------------------------------------|-------|------|-----------------------|------|--|---|-----------------|---|----------|-------|-----------------|
| 10                                  | Exit Facing Main Street              | .5    |      | Emergency Exit        | N/A  |    | Tactile sign not provided at exit<br>Directional sign to accessible emergency exit not provided | -<br>-          | Provide tactile exit signs with raised characters and braille at exit doors. Mount signs between 48"- 60" above the finished floor located on the latch side of the door.<br>Provide a directional sign indicating the location of the nearest accessible emergency exit. | 1        | 232   | \$232           |
| <b>Access to Goods and Services</b> |                                      |       |      |                       |      |  |   |                 |   |          |       |                 |
| <b>Interior Access Route</b>        |                                      |       |      |                       |      |  |   |                 |   |          |       |                 |
| 11                                  | Near Elevator                        | 1     |      | Interior Access Route | N/A  |    | Obstructed by protruding objects  | 54.4"           | Relocate defibrillator or provide a cane-detectable barrier 27" max. above the finished floor.  | 1        | 306   | \$306           |
| 12                                  | Front Stair Near Accessible Entrance | 2     |      | Interior Access Route | N/A  |   | Obstructed by protruding objects  | 74"             | Provide a cane-detectable barrier.<br><br>(Cost based on a pipe rail under stair positioned 27" max. above the finished floor.)   | 1        | 960   | \$960           |
| 13                                  | Near Elevator                        | 3     |      | Interior Access Route | N/A  |  | Obstructed by protruding objects  | 6"              | Relocate defibrillator or provide a cane-detectable barrier 27" max. above the finished floor.  | 1        | 306   | \$306           |
| 14                                  | Administrative Services              | 3     |      | Interior Access Route | N/A  |  | Obstructed by protruding objects  | 8.5"            | Provide a cane-detectable barrier.  | 1        | 306   | \$306           |






**Town of Barnstable  
School Administration Building**

| ID                                  | Location            | Floor | Room | Element                  | Type         | Photo  | Issues                                   | Current Measure | Recommendations  | Quantity | Price | Cost Estimation |
|-------------------------------------|---------------------|-------|------|--------------------------|--------------|--|--|-----------------|--|----------|-------|-----------------|
| <b>Doors, Doorways, &amp; Gates</b> |                     |       |      |                          |              |  |  |                 |  |          |       |                 |
| 15                                  | Women's Toilet Room | 3     |      | Doors, Doorways, & Gates | Toilet Room  |    | Hardware not operable with a closed fist | -               | Provide hardware that can be operable with one hand and not require tight grasping, pinching, or twisting of the wrist.<br><br>(Fix door latch, remove dead bolt.) | 1        | 484   | \$484           |
| 16                                  | Men's Toilet Room   | 3     |      | Doors, Doorways, & Gates | Toilet Room  |    | Hardware not operable with a closed fist | -               | Provide hardware that can be operable with one hand and not require tight grasping, pinching, or twisting of the wrist.  | 1        | 484   | \$484           |
| 17                                  | Conference Room     | B     |      | Doors, Doorways, & Gates | Meeting Room |   | Hardware not operable with a closed fist | -               | Provide hardware that can be operable with one hand and not require tight grasping, pinching, or twisting of the wrist.  | 1        | 484   | \$484           |
| 18                                  | Women's Toilet Room | B     |      | Doors, Doorways, & Gates | Toilet Room  |  | Hardware not operable with a closed fist | -               | Provide hardware that can be operable with one hand and not require tight grasping, pinching, or twisting of the wrist.<br><br>(Fix door latch, remove dead bolt.) | 1        | 484   | \$484           |
| 19                                  | Men's Toilet Room   | B     |      | Doors, Doorways, & Gates | Toilet Room  |  | Hardware not operable with a closed fist | -               | Provide hardware that can be operable with one hand and not require tight grasping, pinching, or twisting of the wrist.  | 1        | 484   | \$484           |

**Town of Barnstable  
School Administration Building**






| ID               | Location                         | Floor | Room | Element                  | Type        | Photo  | Issues                                  | Current Measure | Recommendations  | Quantity | Price | Cost Estimation |
|------------------|----------------------------------|-------|------|--------------------------|-------------|--|---|-----------------|--|----------|-------|-----------------|
| 20               | Men's Toilet Room                | 1     |      | Doors, Doorways, & Gates | Toilet Room |    | Door requires > 5 lbs. of force to open | 17 Lbs.         | Adjust closers so doors do not require more than 5 pounds of force to open.  | 1        | Labor | \$0             |
| 21               | Men's Toilet Room                | 3     |      | Doors, Doorways, & Gates | Toilet Room |    | Door requires > 5 lbs. of force to open | 18 Lbs.         | Adjust closers so doors do not require more than 5 pounds of force to open.  | 1        | Labor | \$0             |
| 22               | Men's Toilet Room                | B     |      | Doors, Doorways, & Gates | Toilet Room |   | Door requires > 5 lbs. of force to open | 14 Lbs.         | Adjust closers so doors do not require more than 5 pounds of force to open.  | 1        | Labor | \$0             |
| 23               | Women's Toilet Room              | B     |      | Doors, Doorways, & Gates | Toilet Room |  | Door requires > 5 lbs. of force to open | 15 Lbs.         | Adjust closers so doors do not require more than 5 pounds of force to open.  | 1        | Labor | \$0             |
| <b>Stairways</b> |                                  |       |      |                          |             |  |   |                 |  |          |       |                 |
| 24               | Egress Stair Facing South Street | 3     |      | Stairways                | Egress      |  | Handrail not provided on both sides     | -               | Provide handrails with 1 1/4" - 2" circular cross sections on side with no handrail.<br><br>(Cost based on a second compliant metal handrail on the side that does not have a metal handrail.) | 1        | 2220  | \$2220          |

**Town of Barnstable  
School Administration Building**






| ID              | Location                              | Floor | Room | Element   | Type        | Photo  | Issues   | Current Measure | Recommendations  | Quantity | Price | Cost Estimation |
|-----------------|---------------------------------------|-------|------|-----------|-------------|--|--|-----------------|--|----------|-------|-----------------|
| 25              | Egress Stair Near Accessible Entrance | 2     |      | Stairways | Egress      |    | Handrails have non-compliant cross section   | -               | Provide handrails with 1 1/4" - 2" circular cross sections on side with just the wooden handrail.<br><br>(Cost based on a second compliant metal handrail on the side that does not have a metal handrail.)                            | 1        | 2220  | \$2220          |
| 26              | Front Stair Near Accessible Entrance  | 2     |      | Stairways | Egress      |    | Stair has open risers  | -               | Ensure stairs have closed risers.  | 1        | 1320  | \$1320          |
| <b>Elevator</b> |                                       |       |      |           |             |  |  |                 |  |          |       |                 |
| 27              | Elevator                              | 1     |      | Elevator  | Interior    |   | Tactile stars not provided at main entry level   | -               | Provide a tactile star on both sides of jambs at main floor. (Only one side has a tactile star at present.) At other floors, provide appropriate number. Provide a tactile star at the main floor on the control panel within the car. | 1        | 96    | \$96            |
| <b>Signage</b>  |                                       |       |      |           |             |  |  |                 |  |          |       |                 |
| 28              | Women's Toilet Room                   | 1     |      | Signage   | Designation |  | Raised characters not provided on sign<br>Braille not provided on sign<br>Sign not located on the latch side of the door | -<br>-<br>-     | Provide text with raised characters duplicated in braille on sign.<br>Provide braille on sign.<br>Locate sign at permanent rooms alongside the door on the latch side.   | 1        | 232   | \$232           |
| 29              | Men's Toilet Room                     | 1     |      | Signage   | Designation |  | Raised characters not provided on sign<br>Braille not provided on sign<br>Sign not located on the latch side of the door | -<br>-<br>-     | Provide text with raised characters duplicated in braille on sign.<br>Provide braille on sign.<br>Locate sign at permanent rooms alongside the door on the latch side.   | 1        | 232   | \$232           |








**Town of Barnstable  
School Administration Building**

| ID | Location                    | Floor | Room | Element | Type        | Photo  | Issues   | Current Measure  | Recommendations  | Quantity | Price | Cost Estimation |
|----|-----------------------------|-------|------|---------|-------------|--|--|------------------|--|----------|-------|-----------------|
| 30 | Women's Toilet Room         | 3     |      | Signage | Designation |    | Raised characters not provided on sign<br>Braille not provided on sign<br>Sign not located on the latch side of the door | -<br>-<br>-      | Provide text with raised characters duplicated in braille on sign.<br>Provide braille on sign.<br>Locate sign at permanent rooms alongside the door on the latch side. | 1        | 232   | \$232           |
| 31 | Men's Toilet Room           | 3     |      | Signage | Designation |    | Raised characters not provided on sign<br>Braille not provided on sign<br>Sign not located on the latch side of the door | -<br>-<br>-<br>- | Provide text with raised characters duplicated in braille on sign.<br>Provide braille on sign.<br>Locate sign at permanent rooms alongside the door on the latch side. | 1        | 232   | \$232           |
| 32 | Procurement Conference Room | 3     |      | Signage | Designation |   | Raised characters not provided on sign<br>Braille not provided on sign<br>Sign not located on the latch side of the door | -<br>-<br>-      | Provide text with raised characters duplicated in braille on sign.<br>Locate sign at permanent rooms alongside the door on the latch side.                             | 1        | 232   | \$232           |
| 33 | Women's Toilet Room         | B     |      | Signage | Designation |  | Raised characters not provided on sign<br>Braille not provided on sign<br>Sign not located on the latch side of the door | -<br>-<br>-      | Provide text with raised characters duplicated in braille on sign.<br>Provide braille on sign.<br>Locate sign at permanent rooms alongside the door on the latch side. | 1        | 232   | \$232           |
| 34 | Men's Toilet Room           | B     |      | Signage | Designation |  | Raised characters not provided on sign<br>Braille not provided on sign<br>Sign not located on the latch side of the door | -<br>-<br>-      | Provide text with raised characters duplicated in braille on sign.<br>Provide braille on sign.<br>Locate sign at permanent rooms alongside the door on the latch side. | 1        | 232   | \$232           |






**Town of Barnstable  
School Administration Building**

| ID                                | Location                | Floor | Room | Element         | Type | Photo  | Issues                         | Current Measure | Recommendations   | Quantity | Price | Cost Estimation |
|-----------------------------------|-------------------------|-------|------|-----------------|------|--|--------------------------------|-----------------|---|----------|-------|-----------------|
| <b>Service Counter</b>            |                         |       |      |                 |      |  |                                |                 |   |          |       |                 |
| 35                                | Reception               | 1     |      | Service Counter | N/A  |    | Counter > 36" high             | 42"             | Provide a counter that is 36" max. above the ground or finished floor.              | 1        | 880   | \$880           |
| 36                                | Administrative Services | 3     |      | Service Counter | N/A  |    | Counter > 36" high             | -               | Provide a counter that is 36" max. above the ground or finished floor.              | 1        | 880   | \$880           |
| <b>Toilet &amp; Bathing Rooms</b> |                         |       |      |                 |      |  |                                |                 |   |          |       |                 |
| <b>Lavatory</b>                   |                         |       |      |                 |      |  |                                |                 |   |          |       |                 |
| 37                                | Women's Toilet Room     | 1     |      | Lavatory        | N/A  |  | Plumbing underneath is exposed | -               | Insulate or otherwise configure pipes to prevent contact for at least one lavatory. | 1        | 92    | \$92            |
| 38                                | Men's Toilet Room       | 1     |      | Lavatory        | N/A  |  | Plumbing underneath is exposed | -               | Insulate or otherwise configure pipes to prevent contact for at least one lavatory. | 1        | 92    | \$92            |
| 39                                | Women's Toilet Room     | 3     |      | Lavatory        | N/A  |  | Plumbing underneath is exposed | -               | Insulate or otherwise configure pipes to prevent contact for at least one lavatory. | 1        | 92    | \$92            |

**Town of Barnstable  
School Administration Building**





| ID                        | Location            | Floor | Room | Element            | Type | Photo  | Issues  | Current Measure                 | Recommendations  | Quantity | Price | Cost Estimation |
|---------------------------|---------------------|-------|------|--------------------|------|--|---|---------------------------------|--|----------|-------|-----------------|
| 40                        | Men's Toilet Room   | 3     |      | Lavatory           | N/A  |    | Plumbing underneath is exposed  | -                               | Insulate or otherwise configure pipes to prevent contact for at least one lavatory.  | 1        | 92    | \$92            |
| 41                        | Women's Toilet Room | B     |      | Lavatory           | N/A  |    | Plumbing underneath is exposed  | -                               | Insulate or otherwise configure pipes to prevent contact for at least one lavatory.  | 1        | 92    | \$92            |
| 42                        | Men's Toilet Room   | B     |      | Lavatory           | N/A  |   | Plumbing underneath is exposed  | -                               | Insulate or otherwise configure pipes to prevent contact for at least one lavatory.  | 1        | 92    | \$92            |
| <b>Single-User Toilet</b> |                     |       |      |                    |      |  |   |                                 |  |          |       |                 |
| 43                        | Women's Toilet Room | B     |      | Single-User Toilet | N/A  |  | Toilet seat < 17" or > 19" high<br>Flush control not on open side<br>Centerline < or > 18" (MAAB)<br>Side or rear grab bar < 33" or > 36" high<br>Toilet paper dispenser is not compliant | 16.2"<br>-<br>20.3"<br>31"<br>- | Install a toilet with a seat between 17"- 19" high above the finished floor.<br>Relocate the flush control to the open side.<br>Relocate toilet so that the centerline is 18" from the side wall.<br>Mount grab bars 33"- 36" above the floor.<br>Relocate toilet paper to under the grab bar.<br>Relocate paper towel dispenser so it is not above the grab bar.                      | 1        | 4304  | \$4304          |
| 44                        | Men's Toilet Room   | 3     |      | Single-User Toilet | N/A  |  | Toilet seat < 17" or > 19" high<br>Centerline < or > 18" (MAAB)<br>Side or rear grab bar < 33" or > 36" high<br>Toilet paper dispenser is not compliant                                   | 21.1"<br>20"<br>30.3"<br>-      | Install a toilet with a seat between 17"- 19" high above the finished floor.<br>Relocate toilet so that the centerline is 18" from the side wall.<br>Mount grab bars 33"- 36" above the floor.<br>Relocate toilet paper so that it is 24" min. high, located under the grab bar, and between 7" and 9" from the front of the toilet.<br>Relocate paper towel dispenser from above grab | 1        | 4326  | \$4326          |

**Town of Barnstable  
School Administration Building**



| ID | Location                      | Floor       | Room | Element            | Type | Photo  | Issues   | Current Measure        | Recommendations   | Quantity | Price | Cost Estimation |
|----|-------------------------------|-------------|------|--------------------|------|--|--|------------------------|---|----------|-------|-----------------|
| 45 | Women's Toilet Room           | 1           |      | Single-User Toilet | N/A  |    | Flush control not on open side<br>Centerline < 16" or > 18"<br>Toilet paper dispenser is not compliant   | -<br>21.3"<br>-        | Relocate the flush control to the open side.<br>Relocate toilet so that the centerline is 18" from the side wall.<br>Relocate toilet paper so that it is 24" min. high, located under the grab bar, and between 7" and 9" from the front of the toilet.<br>Relocate the paper towel dispenser so that it is not above the grab bar.                                     | 1        | 3908  | \$3908          |
| 46 | Women's Toilet Room           | 3           |      | Single-User Toilet | N/A  |    | Flush control not on open side<br>Centerline < or > 18" (MAAB)<br>Side or rear grab bar < 33" or > 36" high<br>Toilet paper dispenser is not compliant | -<br>20"<br>30.8"<br>- | Relocate the flush control to the open side.<br>Relocate toilet so that the centerline is 18" from the side wall.<br>Mount grab bars 33"- 36" above the floor.<br>Relocate toilet paper so that it is 24" min. high, located under the grab bar, and between 7" and 9" from the front of the toilet.<br>Relocate paper towel dispenser so it is not above the grab bar. | 1        | 4700  | \$4700          |
| 47 | Men's Toilet Room             | B           |      | Single-User Toilet | N/A  |   | Side or rear grab bar < 33" or > 36" high<br>Toilet paper dispenser is not compliant   | 31.5"<br>-             | Mount side grab bar 33"- 36" above the floor.<br>Relocate toilet paper so that it is 24" min. high, located under the grab bar, and between 7" and 9" from the front of the toilet.<br>Relocate paper towel dispenser so it is not above the grab bar.  | 1        | 1102  | \$1102          |
| 48 | Men's Toilet Room             | 1           |      | Single-User Toilet | N/A  |  | Toilet paper dispenser is not compliant  | -                      | Relocate toilet paper so that it is 24" min high, located under the grab bar, and between 7" and 9" from the front of the toilet.<br>Relocate paper towel dispenser so that it is not above the grab bar.   | 1        | 706   | \$706           |
| 49 | Men's and Women's Toilet Room | B, 1, and 3 |      | Single-User Toilet | N/A  |  | Hook located > 48" high  | 58"                    | Locate hook no higher than 48" above the finished floor in each of the six toilet rooms in the building.  | 6        | 150   | \$900           |

**Additional Access**

**Town of Barnstable  
School Administration Building**

| ID                        | Location   | Floor | Room | Element            | Type | Photo  | Issues   | Current Measure | Recommendations  | Quantity | Price | Cost Estimation |
|---------------------------|--|-------|------|--------------------|------|--|--|-----------------|--|----------|-------|-----------------|
| <b>Drinking Fountains</b> |  |       |      |                    |      |  |  |                 |  |          |       |                 |
| 50                        | Drinking Fountain  | 1     |      | Drinking Fountains | Low  |    | No drinking fountain provided for standing users | -               | Provide an additional drinking fountain for standing users or install a Hi-Lo drinking fountain.                                     | 1        | 4028  | \$4028          |
| 51                        | Drinking Fountain  | 3     |      | Drinking Fountains | High |    | No drinking fountain provided for seated users   | -               | Provide an additional drinking fountain for seated users or install a Hi-Lo drinking fountain.                                       | 1        | 4028  | \$4028          |
| 52                        | Fountain   | B     |      | Drinking Fountains | High |   | No drinking fountain provided for seated users   | -               | Provide an additional drinking fountain for seated users or install a Hi-Lo drinking fountain.                                       | 1        | 4028  | \$4028          |
| <b>Best Practice</b>      |  |       |      |                    |      |  |  |                 |  |          |       |                 |
| <b>Exterior Stair</b>     |  |       |      |                    |      |  |  |                 |  |          |       |                 |
| 53                        | Left Path to Car Parking - Outside Entrance/ Exit From Village Green | Ext.  |      | Exterior Stair     | N/A  |  |  |                 | Recommend that the sloped bottom railing extends one tread depth minimum beyond last riser nosing in same direction as stair flight. | 1        | -     | \$0             |

**Town of Barnstable  
School Administration Building**

| ID                    | Location  | Floor | Room | Element        | Type | Photo  | Issues | Current Measure | Recommendations   | Quantity | Price | Cost Estimation |
|-----------------------|---|-------|------|----------------|------|--|--------|-----------------|---|----------|-------|-----------------|
| <b>Exterior Stair</b> |   |       |      |                |      |  |        |                 |   |          |       |                 |
| 54                    | Right Stair - Entrance/ Exit From Village Green | Ext.  |      | Exterior Stair | N/A  |  |        |                 | Recommend providing railings on both sides of the stairs. | 1        | -     | \$0             |
| 55                    | Left Stair - Entrance/ Exit From Village Green  | Ext.  |      | Exterior Stair | N/A  |  |        |                 | Recommend providing railings on both sides of the stairs. | 1        | -     | \$0             |